

# Pathway Batiks

in the

## Treasure Box Quilt

Finished Quilt 57" x 66", Finished blocks 9" x 9"



Fabric and Quilt Designed by  
Edyta Sitar of Laundry Basket Quilts for Moda

# Treasure Box Quilt

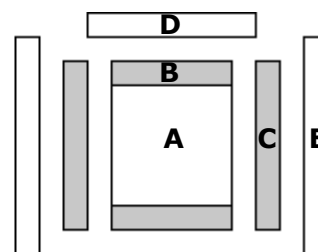
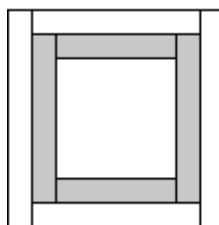
## Fabrics

Blocks	30 fat 1/8s from Pathway Batiks 1 yard of dark accent fabric
Inner Border	1/4 yard dark accent fabric
Outer Border	1 yard Pathway from Pathway Batiks
Backing	3 1/2 yards
Batting	Your choice of batting larger then 57"x 66"

- Using pieces cut for each block assemble blocks as shown in diagram - Start each block with the center square and add pieces in the order of their letter
- All seams are 1/4" allowance.
- Press seam allowance toward outside of blocks

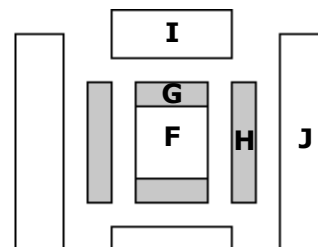
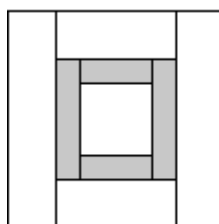
### Cut for Block One - Make 10 blocks

- 1 **A** 5 1/2" x 5 1/2" bright fabric
- 2 **B** 5 1/2" x 1 1/2" dark accent fabric
- 2 **C** 7 1/2" x 1 1/2" dark accent fabric
- 2 **D** 7 1/2" x 1 1/2" bright fabrics
- 2 **E** 9 1/2" x 1 1/2" bright fabric



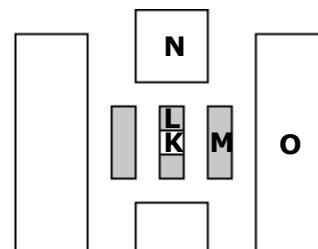
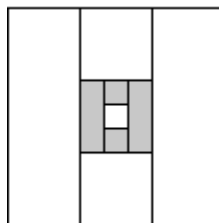
### Cut for Block Two - Make 15 blocks

- 1 **F** 3 1/2" x 3 1/2" bright fabric
- 2 **G** 3 1/2" x 1 1/2" dark accent fabric
- 2 **H** 5 1/2" x 1 1/2" dark accent fabric
- 2 **I** 5 1/2" x 2 1/2" bright fabrics
- 2 **J** 9 1/2" x 2 1/2" bright fabric



### Cut for Block Three - Make 5 blocks

- 1 **K** 1 1/2" x 1 1/2" bright fabric
- 2 **L** 1 1/2" x 1 1/2" dark accent fabric
- 2 **M** 3 1/2" x 1 1/2" dark accent fabric
- 2 **N** 3 1/2" x 3 1/2" bright fabrics
- 2 **O** 9 1/2" x 3 1/2" bright fabric



## Quilt Assembly

- Using the cover quilt picture as a guide, piece the blocks into 6 rows (5 blocks per row)
- Press the seams between blocks - every other row in opposite direction
- Sew rows together and press all seams in one direction
- Cut inner border - before cutting measure quilt side to ensure that dimensions below are of adequate length for your quilt
  - 2 - 1 1/2" x 45 1/2" dark accent fabric
  - 2 - 1 1/2" x 56 1/2" dark accent fabric
- Add inner border - top and bottom then left and right - press seam allowance toward outside of quilt
- Cut outer border - before cutting measure quilt side to ensure that dimensions below are of adequate length for your quilt
  - 2 - 5 1/2" x 47 1/2" Pathway Batiks
  - 2 - 5 1/2" x 66 1/2" Pathway Batiks
- Add outer border - top and bottom then left and right - press seam allowance toward outside of quilt

## Finishing

- Prepare your backing by cutting two 1 3/4 yard pieces and seaming them together, press seam in one direction.
- Layer your quilt with backing, batting and Quilt top
- Complete quilt by quilting in the ditch or as desired
- Finish with binding and a label